
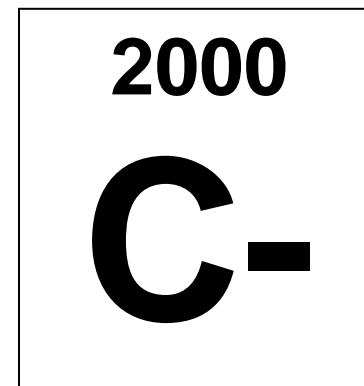



| Supervision | 2000 % | 2004 % | 2000 Grade | 2004 Grade |
|--|-------------------|-------------------|-----------------------|-----------------------|
| Adults present | 81 | 83 | B- | B- |
| Easily viewed | 94 | 86 | A | B |
| Crawl spaces | 88 | 69 | B+ | D+ |
| Supervision rules posted | 16 | 16 | F | F |
| Overall Grade: Supervision | | | B- | C |
| | | | | |
| Age-Appropriate Design | 2000 % | 2004 % | 2000 Grade | 2004 Grade |
| Had separate areas | 35 | 29 | F | F |
| Signage for age group provided | 6 | 9 | F | F |
| Provided change of direction | 91 | 95 | A- | A |
| Had guardrails | 90 | 93 | A- | A- |
| Prevented climbing outside the structure | 69 | 84 | D+ | B |
| Supporting structure prevented climbing on | 78 | 85 | C+ | B |
| Overall Grade: Age - Appropriate Design | | | C | C+ |
| | | | | |
| Fall Surfacing | 2000 % | 2004 % | 2000 Grade | 2004 Grade |
| Suitable materials provided | 82 | 85 | B- | B |
| Heights of equipment 8 feet or lower | NA | 90 | NA | A- |
| Appropriate depth of loose fill | 49 | 33 | F | F |
| Six foot use zone had appropriate surface | 69 | 82 | D+ | B- |
| Concrete footings were covered | 86 | 92 | B | A- |
| Free of foreign objects | 77 | 78 | C+ | C+ |
| Overall Grade: Fall Surfacing | | | C | B- |
| | | | | |
| Equipment Maintenance | 2000 % | 2004 % | 2000 Grade | 2004 Grade |
| Free of broken parts | 81 | 81 | B- | B- |
| Free of missing parts | 77 | 87 | C+ | B+ |
| Free of protruding bolts | 78 | 86 | C+ | B |
| Free of noticeable gaps | 74 | 71 | C | C- |
| Free of head entrapments | 76 | 82 | C | B- |
| Free of rust | 73 | 75 | C- | C |
| Free of splinter | 72 | 65 | C- | D |
| Free of cracks/holes | 92 | 94 | A- | A |
| Overall Grade: Equipment Maintenance | | | C+ | B- |

| Playground Equipment Profile* | | |
|---|-------------|-------------|
| Year of installation | 2004 | |
| Pre 1980 | 13% | |
| 1981-1990 | 15% | |
| 1991-1994 | 21% | |
| 1995-1997 | 16% | |
| 1998-present | 42% | |
| Not available | 7% | |
| | | |
| Kinds of Equipment** | 2000 | 2004 |
| Slides | 90% | 96% |
| Swings | 95% | 79% |
| Horizontal ladders | 70% | 50% |
| Sliding poles | 35% | 42% |
| Chinning bars | 40% | 18% |
| Seesaws | 55% | 11% |
| Merry-go-rounds | 55% | 10% |
| Geodesic domes | 20% | 5% |
| | | |
| * The number in these columns indicates the percentages of the year of installation. These may contain a combination of different installation years at each playground site. NA represents percentages that are not available. | | |
| ** The numbers in these columns reflect percentages of equipment pieces were found. | | |
| Grading Scale: A=90-100 B=80-89 C=70-79 D=60-69 F=59> | | |

United States Park Grade:





Comments

The United States parks received an overall grade of C+ for the 2004 report card. This is a slight improvement from the 2000 report card when the United States parks received a grade of C-.

Fifty-two percent of parks (26) in the United States improved their grades. However, greater improvements need to be made in areas of supervision, age appropriate design, fall surfacing, and equipment maintenance if children are to have A playgrounds. Specifically, the posting of rules, separating play spaces, and maintaining the appropriate depth of loose-fill materials will improve the safety of playgrounds.

The National Program for Playground Safety is housed at the University of Northern Iowa. For additional information about playground safety, contact the National Program for Playground Safety at the following address:

National Program for Playground Safety
School of Health, Physical Education, and Leisure Services
University of Northern Iowa
Cedar Falls, IA 50614-0618

800/554-PLAY (7529)
Fax: 319/273-7308
e-mail: playground-safety@uni.edu

World Wide Web:
<http://www.playgroundsafety.org>
*America's playgrounds
Make them safe*

The National Program For Playground Safety America's Playgrounds Safety Report Card 2004

United States

Park